

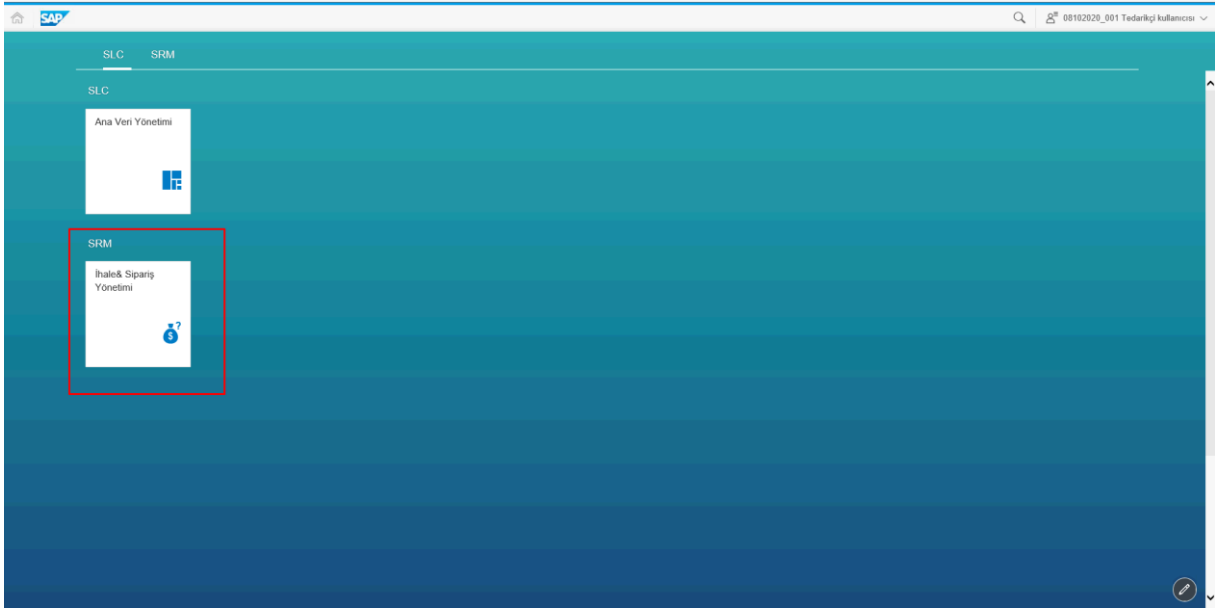
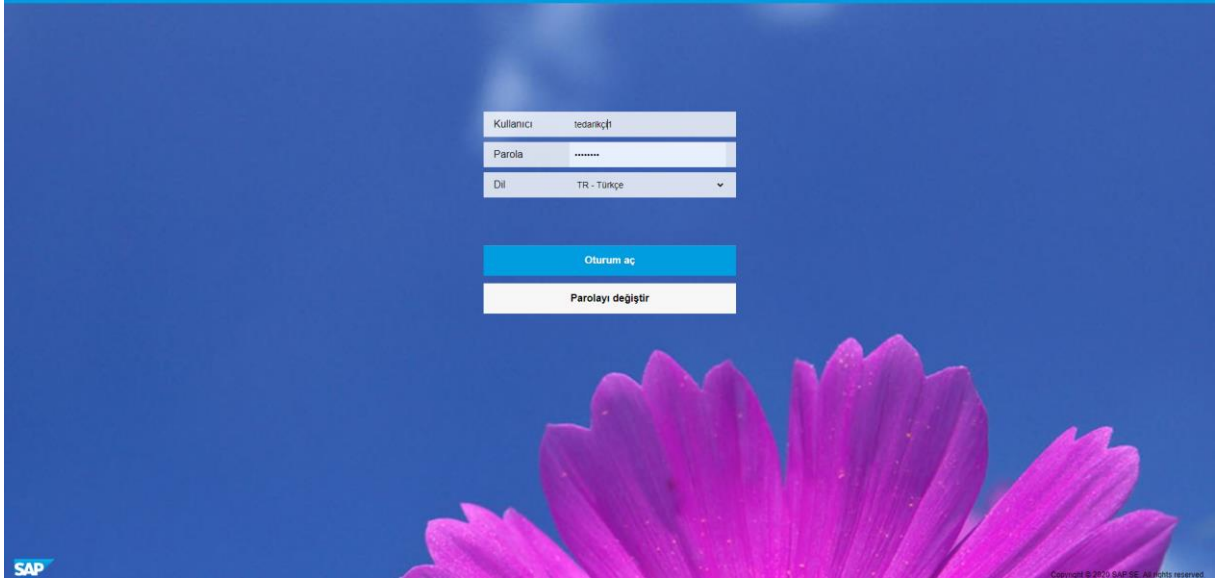
ÇALIK HOLDİNG SRM VENDOR USER DOCUMENT

Contents

1. Log in.....	2
2. Display Opened RFX.....	2
3. The Screen of Creating RFX Response	4
3.1 RFX Information Tab	4
3.1.1. Basic Data.....	4
3.1.2 Questions	5
3.2 Items	5
3.3 Notes and Attachments	6
4. Submit The RFX Response.....	7

ÇALIK HOLDİNG SRM VENDOR USER DOCUMENT

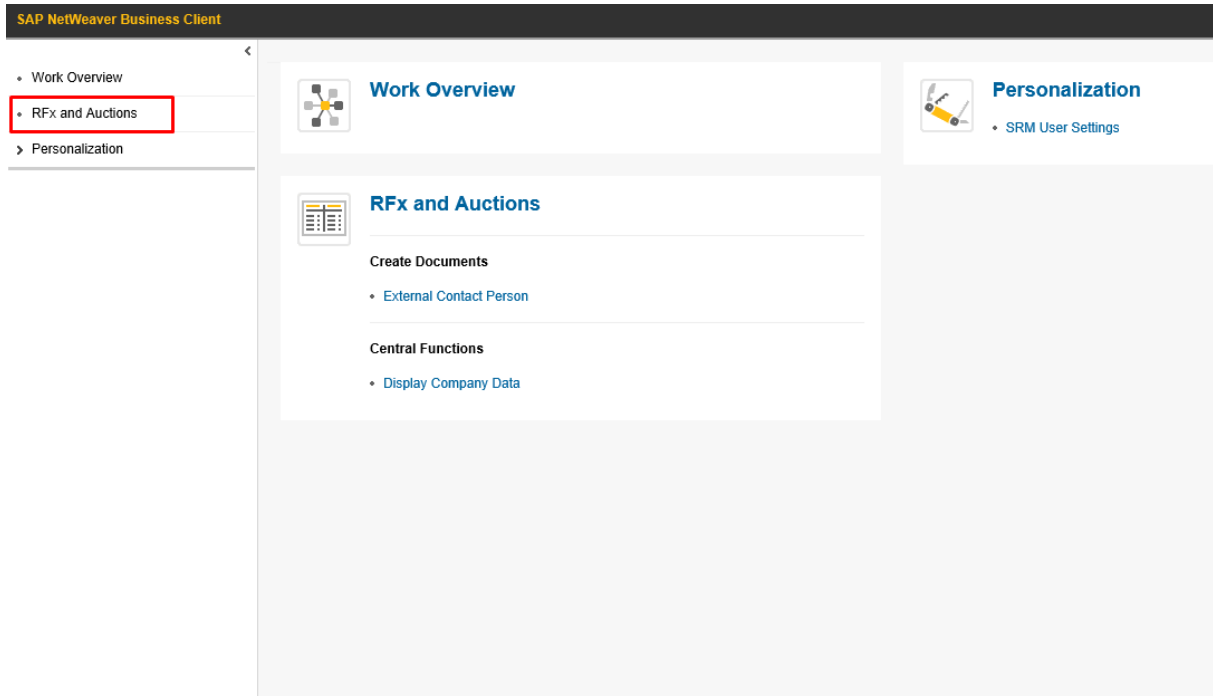
1. Log in



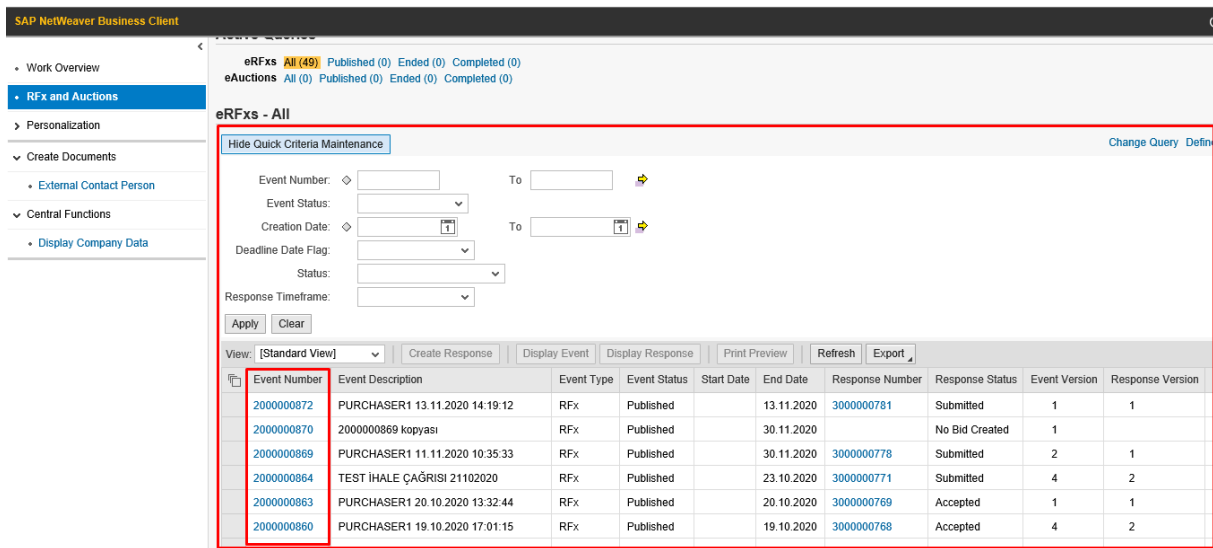
You can log in the SRM system with the user name and password delivered to you via the link <https://supplierportal.calik.com> .

2. Display Opened Bid Invitations

ÇALIK HOLDİNG SRM VENDOR USER DOCUMENT



Within the opened screen, you should enter “the bid invitation calls and auctions” section.



You can display the bid invitations delivered to you on the powl screen that opens. In order to quote to the bid invitations, we will display your bid invitation details by clicking on the event number.

ÇALIK HOLDİNG SRM VENDOR USER DOCUMENT

Display RFX :

Close Participate Do Not Participate Tentative **Create Response** Questions and Answers (0) Export System Information Create Memory Snapshot

RFX Number 2000000870 RFX Name 200000869 kopyası RFX Status Published RFX Start Date 30.11.2020 00:00:00 TURKE Submission Deadline 30.11.2020 00:00:00 TURKE Remaining Time 4 Days 14:24:35
RFX Owner BEGÜM TOKUYUCU RFX Version Number 1 RFX Version Type Active Version

RFX Information Items Notes and Attachments

RFX Parameters Questions Notes and Attachments Conditions

Time Zone: TURKEY Ted. Miktar Değiştirilebilir:

Start Date: 00:00:00

* Submission Deadline: 30.11.2020 00:00:00

Opening Date: 00:00:00

End of Binding Period:

Currency: TMT

Incoterm Key:

Location:

Ödeme Vadesi:

Partners and Delivery Information

You can inform of the purchaser about your participation to the bid invitation via “participate” or “not participate” buttons.

With the “create response” button at the top, we can access our quotation screen.

3. The Screen of Creating RFX Response

3.1 RFX Information Tab

3.1.1. Basic Data

Create RFX Response

Submit Read Only Print Preview Check Close Save Export Import Questions and Answers (0) System Information Create Memory Snapshot

RFX Response Number 3000000795 RFX Number 2000000870 Status In Process Submission Deadline 30.11.2020 00:00:00 TURKE Remaining Time 4 Days 14:17:50 RFX Owner BEGÜM TOKUYUCU
Total Value 0,00 TMT RFX Response Version Number Active Version RFX Version Number 1

RFX Information Items Notes and Attachments Conditions Summary Tracking

Basic Data Questions Notes and Attachments Conditions

Event Parameters

Currency: Turkmenistan *** BIN Manat ***

Terms of Payment:

3RD PARTY INSPECTION:

SHIPPING:

SUPERVISION:

OPTIONAL ITEMS:

Service and Delivery

Incoterm:

Status and Statistics

Created On: 25.11.2020 09:42:10 TURKE

Created By: Bay ÇALIK PAMUK DOĞAL VE SENTETİ...

Last Processed On: 25.11.2020 09:42:10 TURKE

Last Processed By: Bay ÇALIK PAMUK DOĞAL VE SENTETİ...

Partners and Delivery Information

Details Send E-Mail Call Clear Filter Settings

Function	Number	Name	Phone Number
Goods Recipient		ERP2SRM	
Ship-To Address		OT2 (Aşkabat Kapalı Otopark Projesi)	
Location		OT2 (Aşkabat Kapalı Otopark Projesi)	

The values you can choose on the “basic data” screen within the RFX information are presented below:

- The currency that you want to rfx response
- Terms of payment (If the purchaser has not indicated a payment condition, it must be selected by the supplier.)
- Incoterms and place of delivery (The values displayed automatically on the screen preferred by the purchaser, if desired, they can be changed by the supplier.)
- The fields of “3rd Party Inspection/Shipping/Supervision/Optional Items” may vary from one bid invitation to another. These fields are brought to your screen in line with the purchaser’s request. These fields are required to be filled.

ÇALIK HOLDING SRM VENDOR USER DOCUMENT

3.1.2 Questions

Create RFX Response

Submit | Read Only | Print Preview | Check | Close | Save | Export | Import | Questions and Answers (0) | System Information | Create Memory Snapshot

RFX Response Number 3000000796 RFX Number 2000000870 Status In Process Submission Deadline 30.11.2020 00:00:00 TURKE Remaining Time 4 Days 14:08:47 RFX Owner BEGUM TOKUYUCU
Total Value 0,00 TMT RFX Response Version Number Active Version RFX Version Number 2

RFX Information Items Notes and Attachments Conditions Summary Tracking

Basic Data **Questions** Notes and Attachments Conditions

Question	Reply	Comment
* performance guarantee %:	<input type="text"/>	<input type="text"/>
* pre-financing guarantee %:	<input type="text"/>	<input type="text"/>
* guarantee period:	<input type="text"/>	<input type="text"/>
* pecuniary guarantee %:	<input type="text"/>	<input type="text"/>

You can display the questions asked by the purchaser in the field of “Questions” under the RFX information. The requirement to fill these fields is determined by the purchaser. It must be noted that questions with '*' at the beginning must be answered.

3.2 Items

Create RFX Response

Submit | Read Only | Print Preview | Check | Close | Save | Export | Import | Questions and Answers (0) | System Information | Create Memory Snapshot

RFX Response Number 3000000797 RFX Number 2000000870 Status In Process Submission Deadline 30.11.2020 00:00:00 TURKE Remaining Time 4 Days 14:05:53 RFX Owner BEGUM TOKUYUCU
Total Value 0,00 TMT RFX Response Version Number Active Version RFX Version Number 2

RFX Information **Items** Notes and Attachments Conditions Summary Tracking

Product Category Description	Required Quantity	Submitted Quantity	Unit	Price	Currency	Price Per	MATERIAL PRICE	LABOUR PRICE	Delivery Date	General Expenses & P	Total Value	ACCESSORY PRICE	RFX / Response
	30	30	M	0,00	TMT	1	0,00	0,00	On 17.06.2020	0,00	0,00	0,00	0/0

- The item fields of “Material Price / Labor Price / General Expenses & Profit / Accessory Prices” may vary from one RFX to another. These fields are brought to your screen in line with the purchaser's request. These fields are required to be filled.
- You can enter the price you want to give for the items in the price field.

3.3 Notes and Attachments

Create RFX Response

Submit | Read Only | Print Preview | Check | Close | Save | Export | Import | Questions and Answers (0) | System Information | Create Memory Snapshot

RFX Response Number 3000000797 RFX Number 2000000870 Status In Process Submission Deadline 30.11.2020 00:00:00 TURKE Remaining Time 4 Days 14:05:53 RFX Owner BEGUM TOKUYUCU
Total Value 0,00 TMT RFX Response Version Number Active Version RFX Version Number 2

RFX Information Items **Notes and Attachments** Conditions Summary Tracking

Notes

Add Clear Filter Settings

Bidder's Remarks
Purchaser's Remarks

Attachments

Add Attachment Edit Description Versioning Delete Create Qualification Profile Filter Settings

Assigned To	Category	Description	File Name	Version	Processor	Checked Out	Type	Size (KB)	Changed by	Changed on
The table does not contain any data										

You can add any note to the supplier from the bidder's remarks section on the “add” button under the “Notes and attachments” tab. If you have a reference, you can indicate it in the Seller reference section.

Add Bidder's Remarks

Text Template: Go

Create Or Update Template

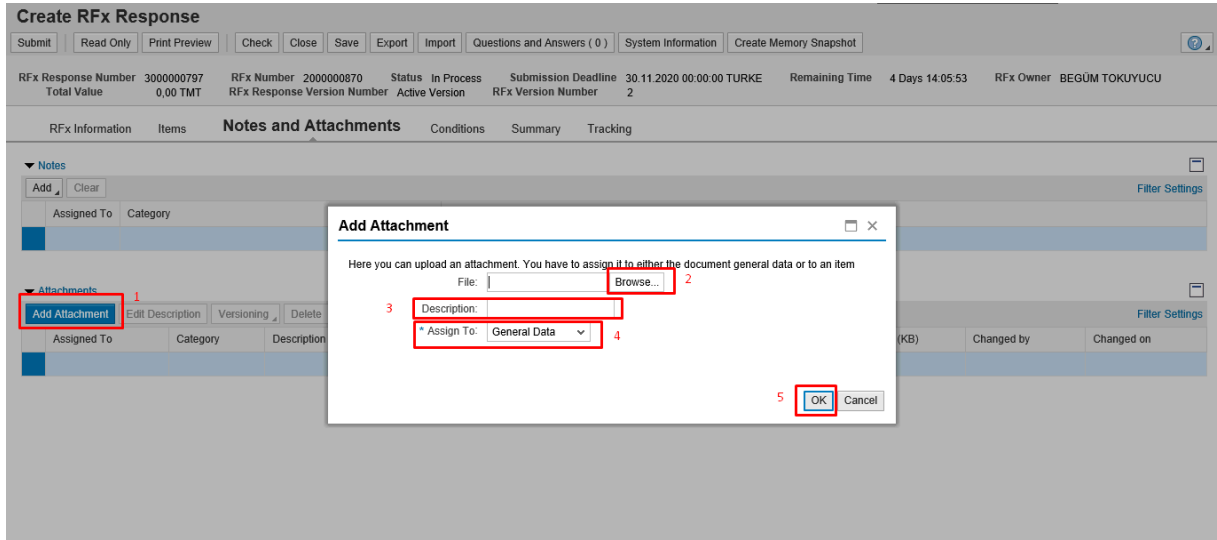
Bidder's Remarks:
2

Assign to: 1 General Data
General Data
Single Item

3 OK Cancel

If the note to be entered is related to the general of the bid invitation, general data are selected in the field indicated with number 1. If our note is item-based, related item is selected. After selecting the related item, a new field is existed under which you can identify the item number. After you can enter your note to the field indicated by number 2, we save your note by clicking “OK”.

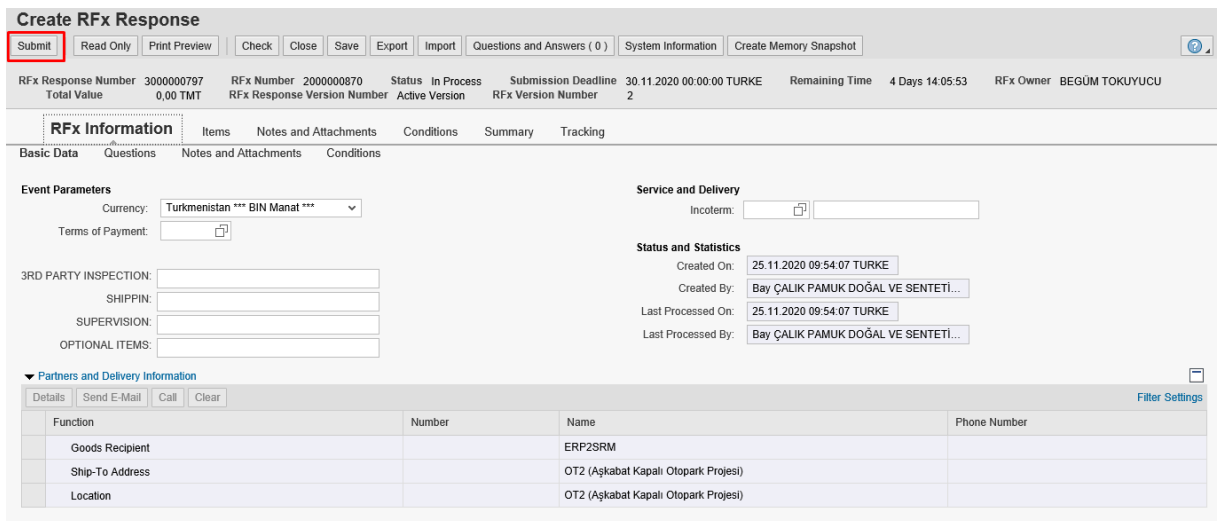
ÇALIK HOLDİNG SRM VENDOR USER DOCUMENT



In order to add attachments, we click “Add attachments” button. We can add the attachment by clicking the “browse” button in the field indicated with number 2 on the pop-up screen. We should enter the description of the attachment to the field that we show with the number 3 below. In field 4, as in the notes, we indicate whether the attachment is item-based or for the RFX. If it is a item-based attachment, we select the item number in the field under the relevant item option marks.

4. Submit The RFX Response

After filling in the fields we mentioned above, you can send your rfx response by clicking the “submit” button below.



ÇALIK HOLDİNG SRM VENDOR USER DOCUMENT